

July-16

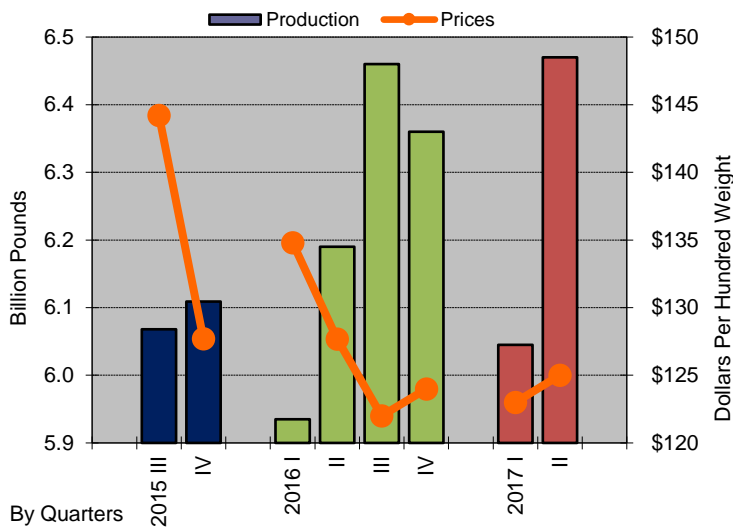
BEEF in mln lbs

	2015	2016	2017
Beginning Stocks	591	683	630
Production	23760	25009	25849
Imports	3370	2908	2550
Supply	27721	28600	29029
Exports	2266	2469	2580
Consumption	24771	25501	25849
Demand	27037	27970	28429
Ending Stocks	683	630	600
Price (\$/cwt)	148.12	125-129	118-128

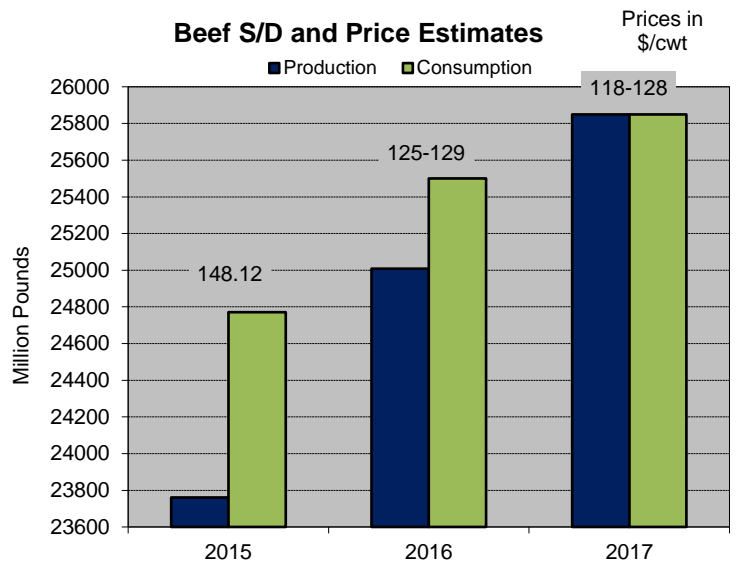
PORK in mln lbs

	2015	2016	2017
Beginning Stocks	559	590	600
Production	24517	25016	25471
Imports	1111	1153	1160
Supply	26187	26759	27231
Exports	4941	5208	5300
Consumption	20656	20950	21321
Demand	25597	26158	26621
Ending Stocks	590	600	610
Price (\$/cwt)	50.23	48-50	43-46

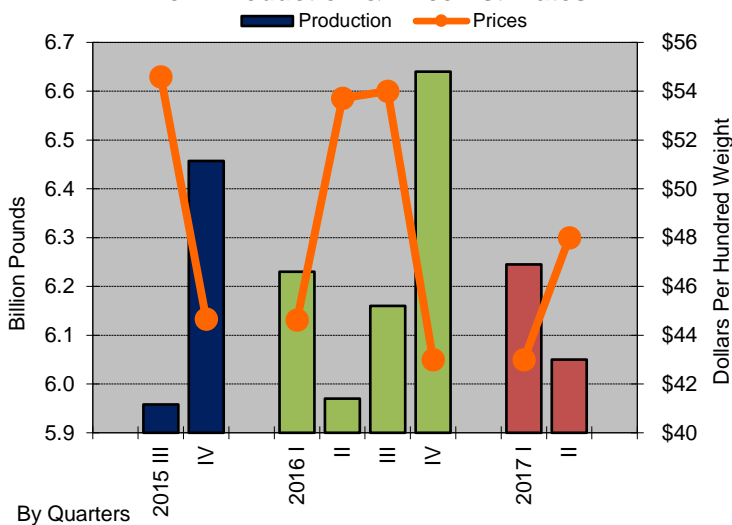
Beef Production & Price Estimates



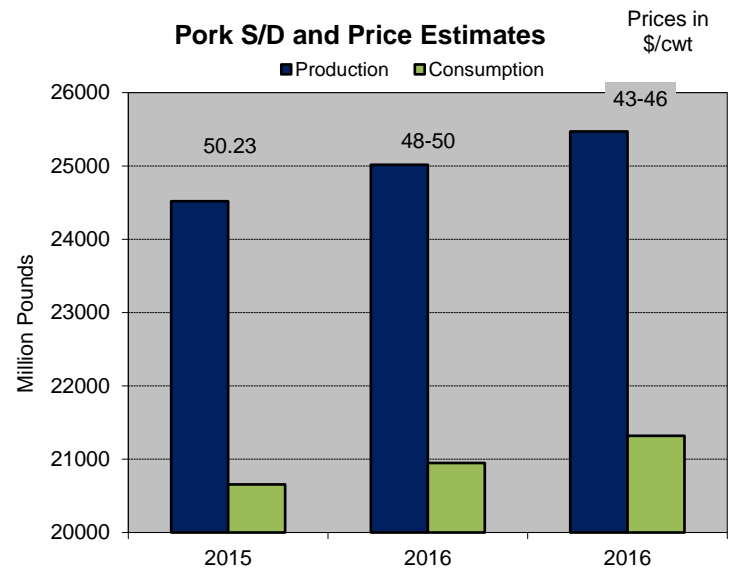
Beef S/D and Price Estimates



Pork Production & Price Estimates



Pork S/D and Price Estimates



This material should be construed as market commentary, merely observing economic, political and/or market conditions, and not intended to refer to any particular trading strategy, promotional element or quality of service provided by the FCM Division of INTL FCStone Financial Inc. The FCM Division of INTL FCStone Financial Inc. is not responsible for any redistribution of this material by third parties, or any trading decisions taken by persons not intended to view this material. Information contained herein was obtained from sources believed to be reliable, but is not guaranteed as to its accuracy. Contact designated personnel from the FCM Division of INTL FCStone Financial Inc. for specific trading advice to meet your trading preferences. These materials represent the opinions and viewpoints of the author, and do not necessarily reflect the viewpoints and trading strategies employed by the FCM Division of INTL FCStone Financial Inc.